

## How to submit an abstract for LISAT Symposium 2019 through SPIE's system

1. Open symposium website: <https://lisat.ipb.ac.id/symposium> or <https://lisat.ipb.ac.id/symposium2019>
2. Click on **Abstract Submission** button (the blue button on top right)



3. A popup will show up, click on blue button, **Go To SPIE**  
Or you can manually open <https://spie.org/LIS19>. You will get the same page as well.
4. Click the link in **Submit Your Abstract** box (box number 1)

<h1>1</h1>	<p><b>Submit Your Abstract</b></p> <p>You will be asked to provide information about your submission, including complete author information. A 2-page abstract file including supplemental information is also <b>**REQUIRED**</b> and may contain images/tables/figures. You will be asked to upload this file during the submission process.</p> <p>An account is required to submit an abstract, or review abstract submissions for this conference. You can create an account when you click on the link below, or if you already have an SPIE account, you can sign in:</p> <p style="text-align: center;"><a href="#">Sixth International Symposium on LAPAN-IPB Satellite</a></p> <p><b>Abstract Due Date:</b> 28 June 2019 <b>Manuscript Due Date:</b> 31 August 2019</p>
------------	---

5. In the next page, the system required you to sign in. Please make sure you have an account to sign in. If you do not have one, please create an account by clicking **Create Account** button.

### Sign In

Email or Username [Forgot your username?](#)

Password [Forgot your password?](#)  Show

Remember email/username on this computer  
 Remember password

**Sign In**

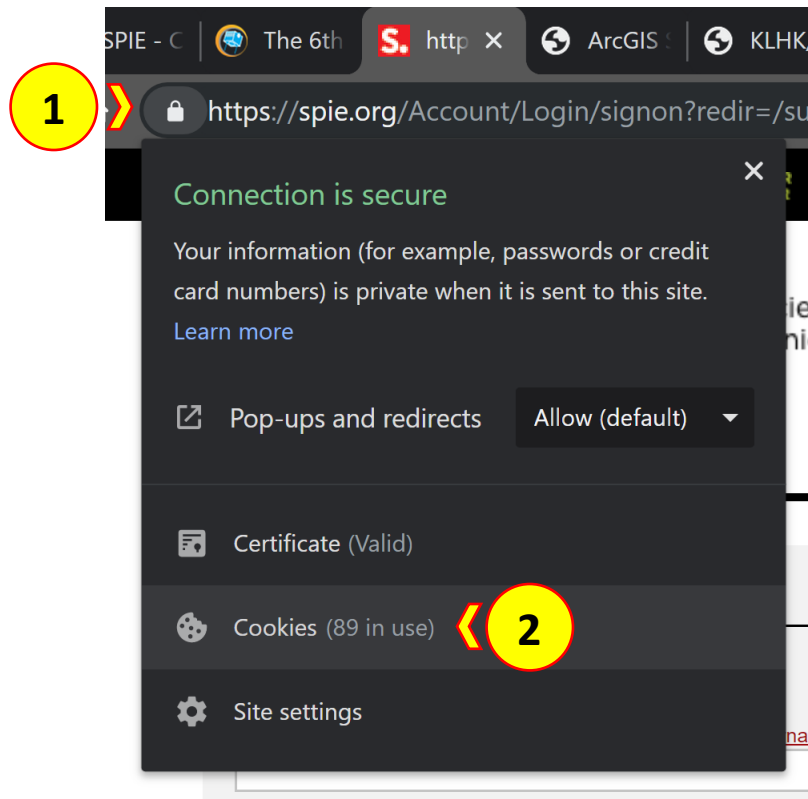
### Create an Account

- One account for multiple SPIE sites ([SPIE](#), [SPIE Digital Library](#), [SPIE Career Center](#))
- Faster checkout with pre-filled forms
- Save and manage your conference schedule
- Manage your [SPIE professional public profile](#)
- Manage your account information and communication preferences

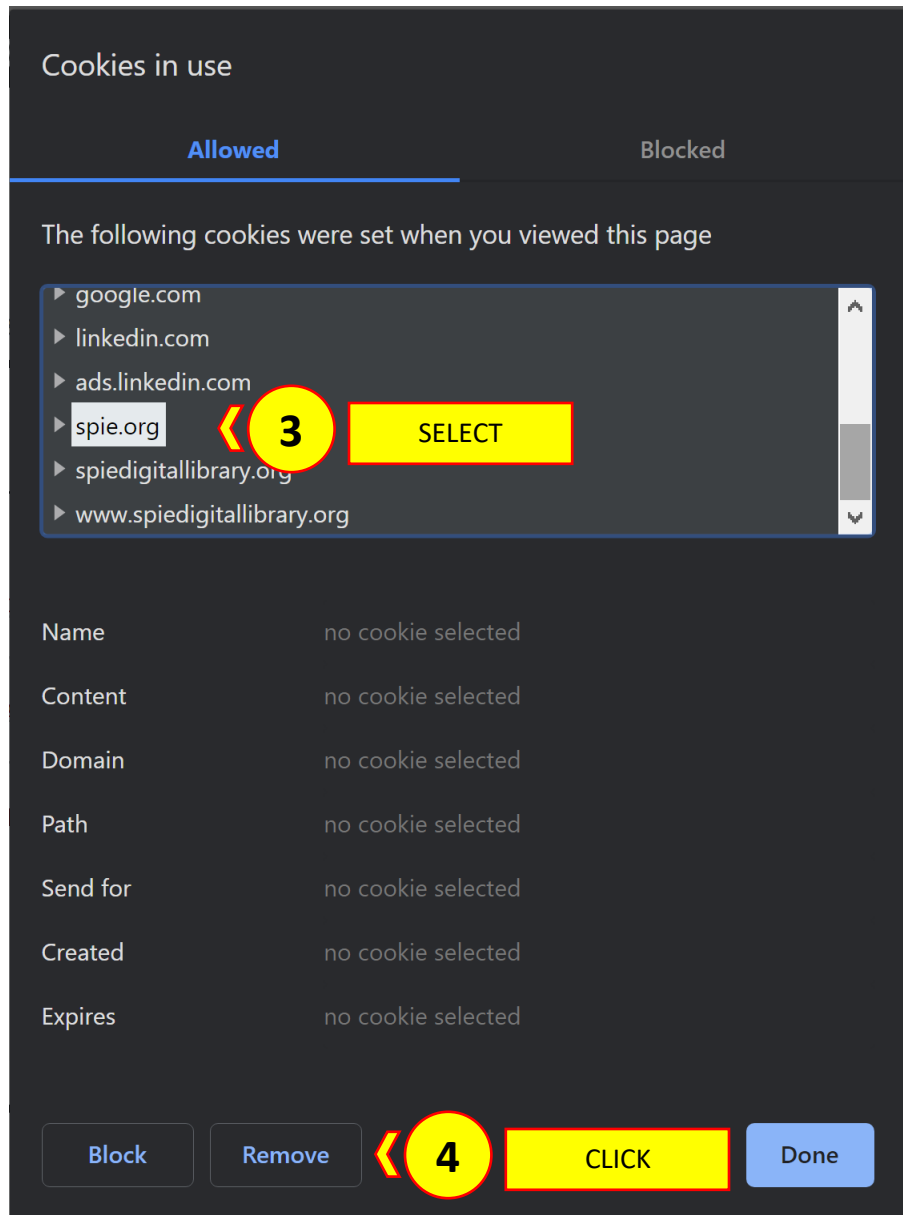
**Create Account**

But if you have already had an account in your hand, please sign in.


6. Sometimes, it is difficult to sign in to SPIE's system. The system ask you to sign in and sign in again. If so, you can clear your browser's cookies by clicking padlock icon in the address bar on your browser. And click **Cookies**. See the illustration below:



You will find **Cookies in use**, search for **spie.org** from the list. And click **Remove** button. And click **Done**.



Then you need to reload/refresh the page by clicking **Reload this page** button on your browser.



And then sign in again.

Now you will get the abstract submission page.

7. If you have already submitted an abstract, the system will prompt you the previous abstract(s) you have submitted. If you want to submit a new abstract, instead of submit a revision, just click **continue creating new submission**.

Looks like you have already submitted to this conference.

If you are submitting a **revision** or need to **complete a submission**, click on the link to the paper below

[Data mining application to estimate canopy cover based on Landsat 8 and LiDAR data for digital forests classification using ANFIS algorithm \(LIS100-4\)](#)

If you made a submission and it is not listed above, check the status on your [Manage Active Submissions](#) page.

---

If this is a **new submission**, [continue creating new submission](#).

8. The submission form is divided into 6 section. Just follow the instruction given on the form.
9. If you want to revised your submitted abstract, there are several ways to do that:
- By going to **My Account > Account Details**. Or directly go to: <https://spie.org/account/dashboard> and click the link Sixth International Symposium on LAPAN-IPB Satellite (LIS19)

▼ **Submission and Review System**

Access your active [submissions](#) or [conferences](#) and reviews

---

[Sixth International Symposium on LAPAN-IPB Satellite \(LIS19\)](#)

**To Submit an Abstract**  
Select an event with an open call for papers from the [SPIE Conference Calendar](#)

- Directly go to: <https://spie.org/submissions/tasks.aspx?EventID=2535422>
- By going to <https://spie.org/LIS19>, and click the link **Manage Your Active Submission** in the box number 2

2	<p><b><a href="#">Manage Your Active Submissions</a></b></p> <p><b>Authors:</b> Complete your submission, submit a revision, or view the status of your abstract.</p> <p><b>Chairs and Committee Members:</b> Access and review abstracts.</p>
---	--

And then select your abstract which you want to revise. Click **Submit Revision or Update Presentation Details**.

# Manage Active Submissions

SPIE Submission System

---

Select Symposium:

Sixth International Symposium on LAPAN-IPB Satellite (LIS19) ▾

AUTHOR

Paper Title: **Data mining application to estimate canopy cover based on Landsat 8 and LiDAR data for digital forests classification using ANFIS algorithm**

Paper No. **LIS100-4**

Tracking No. **LIS19-LIS100-4**

Program Coordinator: **Woods, Arwen** ([arwenw@spie.org](mailto:arwenw@spie.org))

---

## PRESENTATION

**Status: Supplemental file submitted and approved. Your submission is available for chair review.**

[Submit Revision or Update Presentation Details](#)